



www.vortice.com

AIR CONDITIONING AIR DOOR RANGE



NEW



www.vortice.com



HEADQUARTERS

VORTICE IN THE WORLD



Our current Vortice Headquarters have been located in Tribiano (Milan) since 1972.

Vortice main company's philosophy is the concept that "air is our life". Our mission is always to provide effective solutions for improved air quality using the latest technology to develop and manufacture effective products worldwide.

Vortice has achieved European market leadership by dedicating their efforts to the production of products for ventilation, climate control, heating, extraction, purification and the treatment of air, for domestic, commercial and industrial applications. Since 1954 Vortice has been synonymous with quality and excellence and continues to make significant improvements by investing in continuous research to improve the efficiency and quality of its products.



Founded in 1974, Vortice France is located at Créteil about 10 Km from Paris.



Founded in 1977, Vortice Limited is located at Burton on Trent in the East Midlands.



Founded in 2012, Vortice Ventilation System is located about 200 Km from Shanghai.



Founded in 2012, Vortice Latam in San José Costa Rica.



AIR DOOR RANGE

Air curtains for horizontal installation, particularly suitable for use in public places

Elegant design and environmental comfort

Air curtains, installed in line with doors or openings in general, create an invisible barrier separating zones of different temperatures, preventing cooled air from escaping in summer and warm heated air in winter, in order to stop heat from being transferred from one environment to another while preventing pollutants (e.g., dust, exhaust gases, smoke, odours) and insects coming in from outdoors.

The air curtains allow customers to enter and leave freely, without obstructing the passageway and providing maximum visibility into the room.

The barriers can also be used inside the building, to separate rooms with different conditions: for example, heated areas and unheated warehouses, or dining rooms and kitchens; this facilitates the transit of staff and prevents odours and vapours from being transferred.



Key features

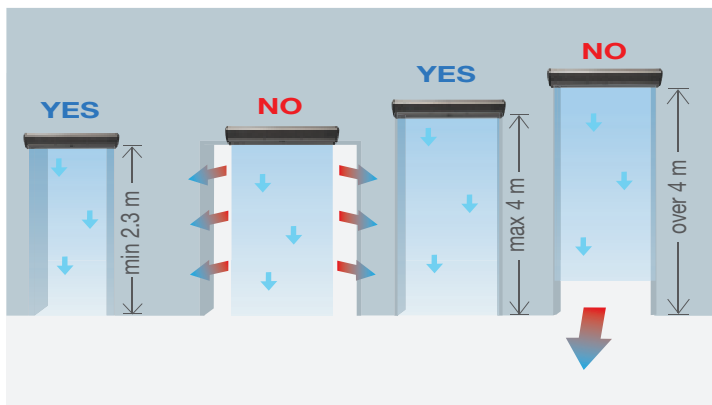
- Elegant and distinctive aesthetics.
- High performance (up to 2,700 m³/h).
- High speed of air flow (11 m/s standard models, 9,5 m/s. models equipped with heating elements), granting an effective action up to 4 m high installation.
- Great installation flexibility: front intake grilles allow AIR DOOR mounting close to the ceiling even in low ceiling rooms (minimum 2,30 m).
- Easy and quick installation, thanks to the practical wall mounting bracket.
- Possibility on installation in series, to cover long width openings.



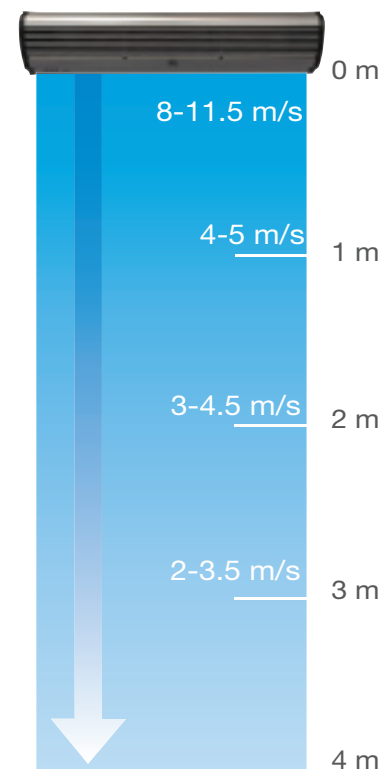


Installation

- Minimum installation height: 2.3 m.
- Maximum recommended installation height: 4 m.
- Horizontal wall installation, above doors or as close as possible to the opening, to prevent the passage of air at the sides.
- There is no need to leave space between the curtain and the ceiling, as models with a front air intake grille do not require this.
- These curtains can also be used for installations with limited space.
- Easy to install by means of a practical wall mounting bracket.



Air speed



Application types

- Food industry, where climatic and hygienic separation is required between departments, alongside the quick and easy passage of goods and people;
- Hospitals and laboratories;
- Catering and hospitality (kitchen odours are kept away from dining rooms);
- Offices, schools;
- Cinemas, bookshops;
- Warehouses and manufacturing departments;
- Bars, restaurants, ice cream parlours;
- Supermarkets;
- Banks;
- Swimming pools, sports centres, changing rooms;
- Refrigerated units (outdoor mounting);
- Greenhouses, drying rooms.



AIR DOOR RANGE

Air curtains for horizontal installation, particularly suitable for use in public places

PRODUCT SPECIFICATIONS



Provide appreciable cost savings related to heating (in winter) and cooling (in summer). Installed in correspondence of doors and, more generally, of access areas, AIR DOOR units generate an air stream hindering the entry of external air at unpleasant temperature. Particularly suitable also to prevent entry of smoke, smog, insects and avoid spread of odors between adjoining rooms.

- 8 models for different lengths (900 mm, 1200 mm, 1500 mm and 2000), power supplies (single or three phase), available features and benefits paid.
- Cross-flow fans, ensuring low noise levels, driven by asynchronous, double-shaft, two speed motors for the best compromise between performance, temperature of generated air flow (models equipped with heating elements), and output sound level.
- Front panels in brushed aluminum (silver grey color), integrating intake grille; rear panels in black painted sheet metal; side panels in black thermoplastic resin.
- Adjustable flaps; mounted in correspondence of exhaust, allow to direct outgoing airstream as desired.
- Infrared remote control allowing:
 - ON/Off switching
 - Selection of desired operation speed
 - Heating elements switch On/Off (AIR DOOR H models only)
 Commands are replicated on board. A lamp on the front panel shows the product status.
- Only for models AIR DOOR H, heating elements consisting of PTC thermistors offering high thermal performance and reduced drag, protected against overheating and voltage peaks. A peculiar logic of operation, delaying the fan stop after the battery switch off, contributes to its reliable operation over time.
- Possibility of coupling with standard door sensors on the market.
- Insulation class: I. (⊕) .



Infrared remote control



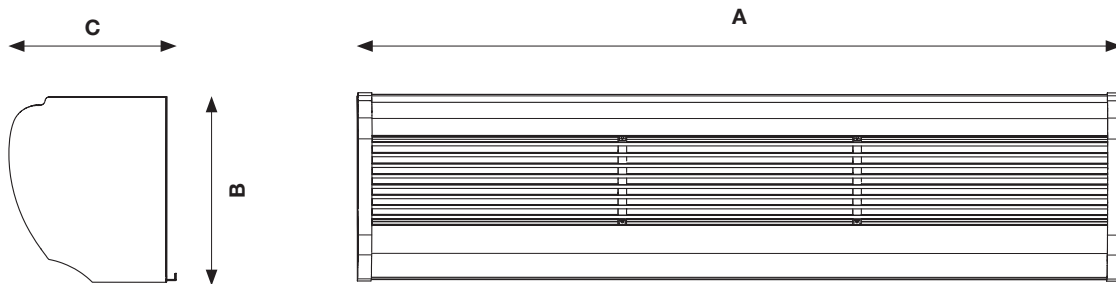
Commands are replicated on board



TECHNICAL DATA

Models	Code	V	Hz	Fan Power min./max. W	Heating Power min./mid./max. kW	Airflow min./max. m³/h	Air Speed min./max. m/s	Noise min./max. dB	Kg
AIR DOOR AD 900	65195	230	50	110/160	-	1100/1400	9/11	55/57	10
AIR DOOR AD 1200	65196			150/200	-	1600/1900		56/58	12.5
AIR DOOR AD 1500	65197			180/230	-	2000/2500		57/59	15.5
AIR DOOR AD 2000	65198			300/350	-	2900/3600		59/61	20.5
AIR DOOR H AD 900 M	65155	380	50	110/160	2/4/6	1000/1200	8,5/9,5	55/57	13.5
AIR DOOR H AD 900 T	65156			110/160	2/4/6	1000/1200		55/57	13.5
AIR DOOR H AD 1200 T	65157			150/200	4/6/8	1500/1700		56/58	16
AIR DOOR AD H 1500 T	65158			180/230	6/8/10	1900/2200		57/59	18.5

DIMENSIONS



Models	A	B	C
AIR DOOR AD 900	900	220	190
AIR DOOR AD 1200	1200		
AIR DOOR AD 1500	1500		
AIR DOOR AD 2000	2000		
AIR DOOR H AD 900 M	950	305	235
AIR DOOR H AD 900 T	950		
AIR DOOR H AD 1200 T	1230		
AIR DOOR H AD 1500 T	1510		

Dimensions (mm)

Cod. 5.170.084.666

07/15

Vortice Elettrosociali S.p.A
Strada Cerca, 2
Frazione di Zoate
20067 Tribiano (Milano)
Tel. (+39) 02 906991
Fax (+39) 02 90699314
Italia
www.vortice.com
export@vortice-italy.com

Vortice France
15-33, Rue Le Corbusier
CS 30007
94046 Créteil Cedex
Tél. (+33) 1.55.12.50.00
Fax (+33) 1.55.12.50.01
France
www.vortice-france.com
contact@vortice-france.com

Vortice Limited
Beeches House-Eastern Avenue
Burton on Trent
DE13 0BB
Tel. (+44) 1283-49.29.49
Fax (+44) 1283-54.41.21
United Kingdom
www.vortice.ltd.uk
sales@vortice.ltd.uk

